

EMERGENCIES CALL 911
BUSINESS/HALL RENTAL
PHONE 215-257-4028
FAX 215-257-7814
WWW.SELLERSVILLEFD.COM



SELLERSVILLE FIRE DEPT.
2 NORTH MAIN STREET
P.O. BOX 315
SELLERSVILLE, PA 18960
100% VOLUNTEER

SELLERSVILLE FIRE DEPARTMENT ANNUAL REPORT 2024



*PROUDLY SERVING
SELLERSVILLE
EAST ROCKHILL – WEST ROCKHILL
& HILLTOWN TOWNSHIP*

EMERGENCIES CALL 911
 BUSINESS/HALL RENTAL
 PHONE 215-257-4028
 FAX 215-257-7814
 WWW.SELLERSVILLEFD.COM

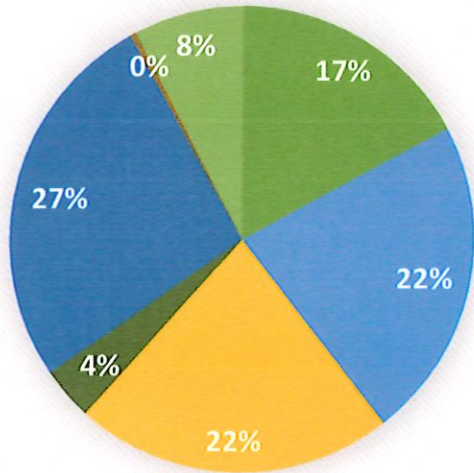


SELLERSVILLE FIRE DEPT.
 2 NORTH MAIN STREET
 P.O. BOX 315
 SELLERSVILLE, PA 18960
 100% VOLUNTEER

SELLERSVILLE FIRE DEPARTMENT ANNUAL REPORT 2024

TOTAL OVERALL SFD RESPONSES:	467
TOTAL # OF PERSONNEL RESPONDING	3578 (7.7 Average)
TOTAL # OF MAN HOURS	1973 Hours 9 Minutes
TOTAL TIME IN SERVICE	261 Hours 18 Minutes
FIRE RESPONSES	
TOTAL # OF RESPONSES	424
OFFICER RESPONSES	
TOTAL # OF RESPONSES	7
FIRE POLICE RESPONSES	
TOTAL # OF RESPONSES	36

INCIDENT TYPE 2024



- FIRE - 80
- RESCUE & EMERGENCY MEDICAL SERVICE - 104
- HAZARDOUS CONDITION - 104
- SERVICE CALL - 17
- FALSE ALARM & FALSE CALL - 124
- SEVERE WEATHER - 2
- SPECIAL INCIDENT TYPE - 36

TYPE OF ALARM BY DISPATCH

Total	%		Total	%		Total	%	
4	.85%	SPECIAL ASSIGNMENT	33	7%	ENGINE ASSIST	10	2.1%	RESCUE BOX
3	.64%	BOX ASSIGNMENT	36	7.7%	FIRE POLICE ASSIST	16	34%	RESCUE ASSIST
13	2.8%	COVER ASSIGNMENT	4	.87%	HIGH WATER TRUCK ASSIST	14	3%	RIT
7	1.5%	CHIEFS PAGE / INVEST.	170	36.4%	LOCAL BOX	22	2.1%	TACTICAL BOX
39	8.4%	EMS ASSIST	0	0	MARINE RESCUE	96	20.5%	TOWER ASSIST

SPECIFIC PROPERTY USE

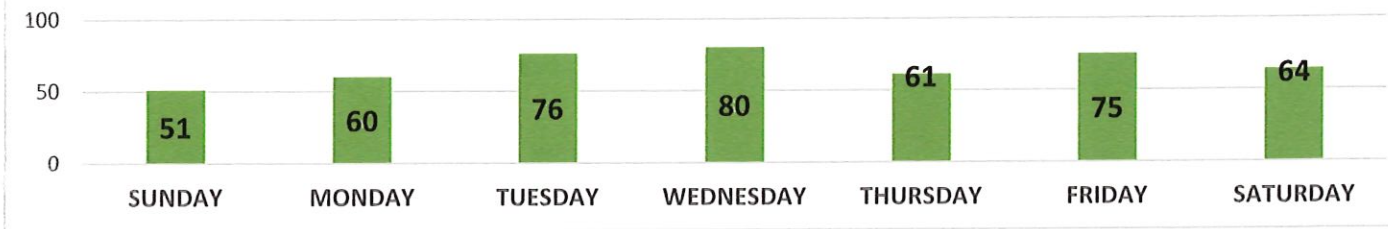
Total	%		Total	%		Total	%	
156	33.4%	RESIDENTIAL	87	18.6%	HIGHWAY/ROADWAY	50	10.7%	HEALTHCARE
27	5.8%	MERCANTILE	21	4.5%	ASSEMBLY/EDUCATIONAL	0	0	OTHER
97	20.8%	OUTDOORS	29	6.2%	STORAGE/WAREHOUSE			

SFD ANNUAL REPORT

2024

Page (2)

INCIDENTS BY DAY OF WEEK



INCIDENTS BY SHIFT



RESPONSES BY MUNICIPALITY

Year End	%	Municipality	Year End	%	Municipality
102	20.7%	SELLERSVILLE BOROUGH	15	2.9%	SILVERDALE/DUBLIN BOROUGH
145	31%	WEST ROCKHILL TWP.	9	2.0%	RICHLAND TWP.
28	6.2%	EAST ROCKHILL TWP.	9	1.8%	MILFORD TWP.
76	16.7%	HILLTOWN TWP.	3	.7%	TELFORD BOROUGH
51	11.2%	PERKASIE BOROUGH	14	2.9%	OTHER BUCKS MUNICIPALITIES
14	3.2%	QUAKERTOWN BOROUGH	1	.2%	OUT OF COUNTY ASSIST

RESPONSES BY DISTRICT

Year End	%	District	Year End	%	District
268	57.4%	STATION 27 – SELLERSVILLE	24	5.1%	STATION 87 – QUAKERTOWN
80	17.1%	STATION 26/76 – PERKASIE	6	1.3%	STATION 58 - TRUMB AUERSVILLE
6	13%	STATION 23 – DUBLIN	2	.42%	STATION 43 - PALISADES
45	9.6%	STATION 59 – SILVERDALE	7	1.5%	STATION 57 – MILFORD
12	2.6%	STATION 60/61 - HILLTOWN	8	1.7%	OTHER BUCKS COUNTY DISTRICTS
			9	1.9%	OUT OF COUNTY ASSIST.

UNIT REPOSES BY UNITS

Year End	%	Unit	Year End	%	Unit
171	36.6%	ENGINE 27	130	27.8%	COMMAND 1
130	27.8%	TOWER 27	224	48%	COMMAND 2
142	30.4%	RESCUE 27	158	33.8%	COMMAND 3
8	1.7%	SPECIAL SERVICE 27 (HWT)	32	6.8%	UTILITY 27
112	24%	FIRE POLICE (TRAFFIC 27)	3	.64%	HAZMAT 27

TRAINING DRILLS

	Year End
TOTAL # OF DRILLS	37
TOTAL # OF PERS. ATTENDING DRILLS	551 (14.9 Average Per Drill)
TOTAL # OF MAN HOURS	1381 Hours 30 Min
TOTAL TIME OF DRILLS	94 Hours 0 Min

Respectfully Submitted,

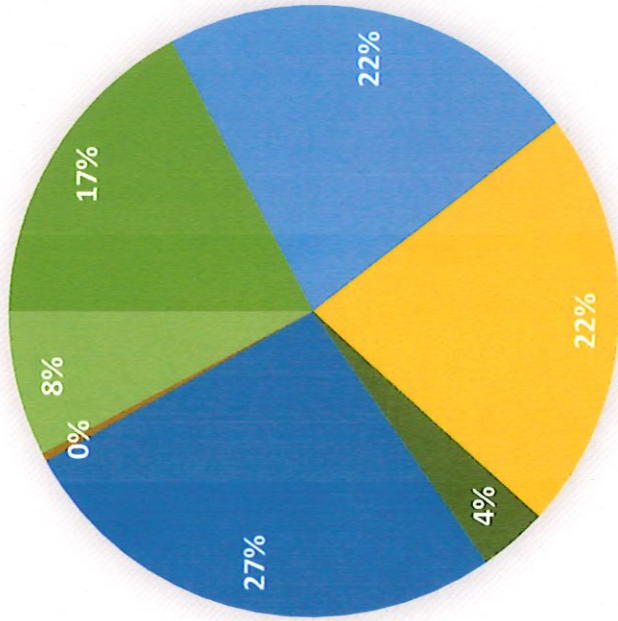
Douglas C. Wilhelm

Douglas C. Wilhelm, Deputy Chief SFD

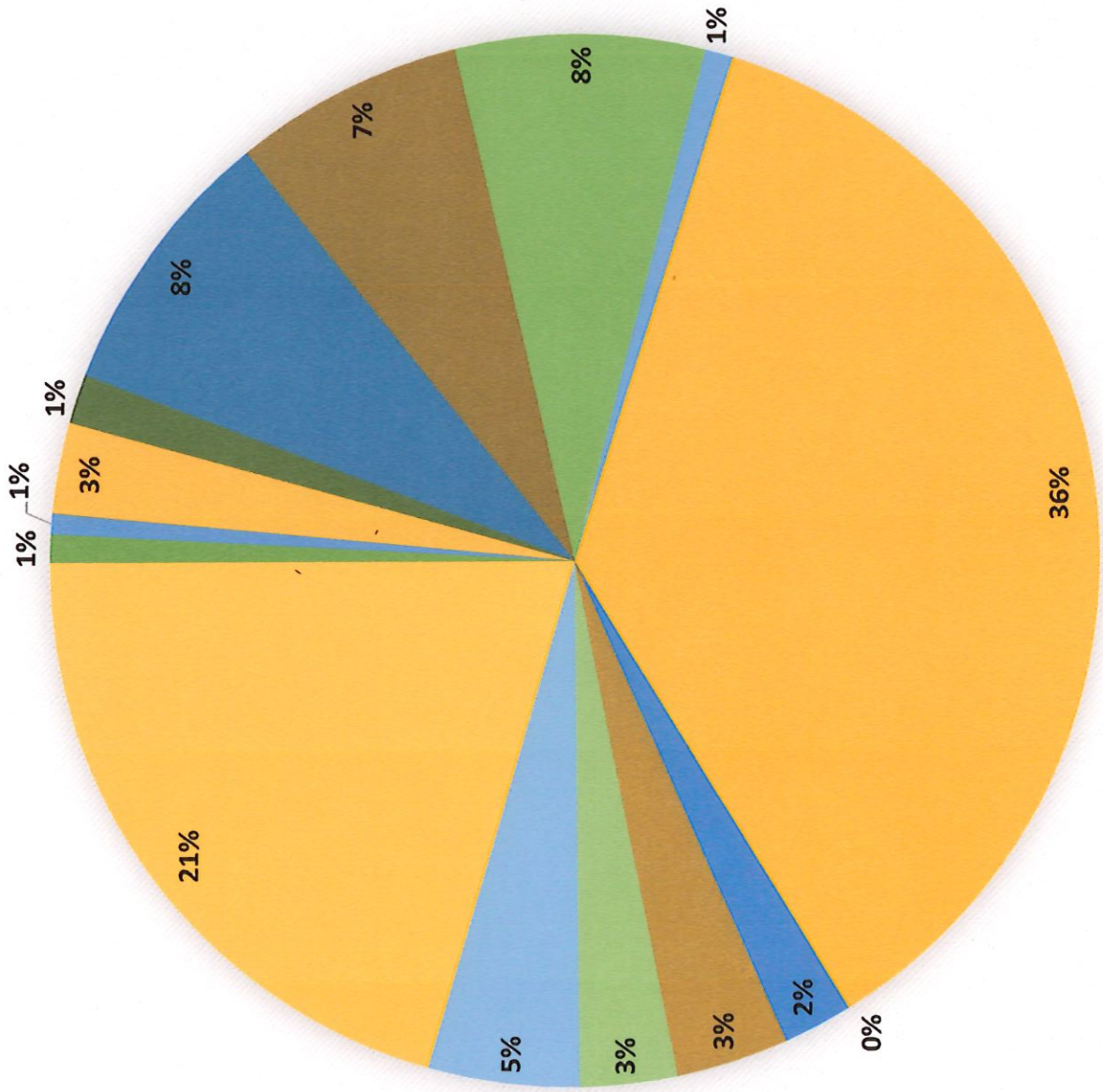
January 1, 2025

INCIDENT TYPE 2024

- FIRE - 80
- RESCUE & EMERGENCY MEDICAL SERVICE - 104
- HAZARDOUS CONDITION - 104
- SERVICE CALL - 17
- FALSE ALARM & FALSE CALL - 124
- SEVERE WEATHER - 2
- SPECIAL INCIDENT TYPE - 36



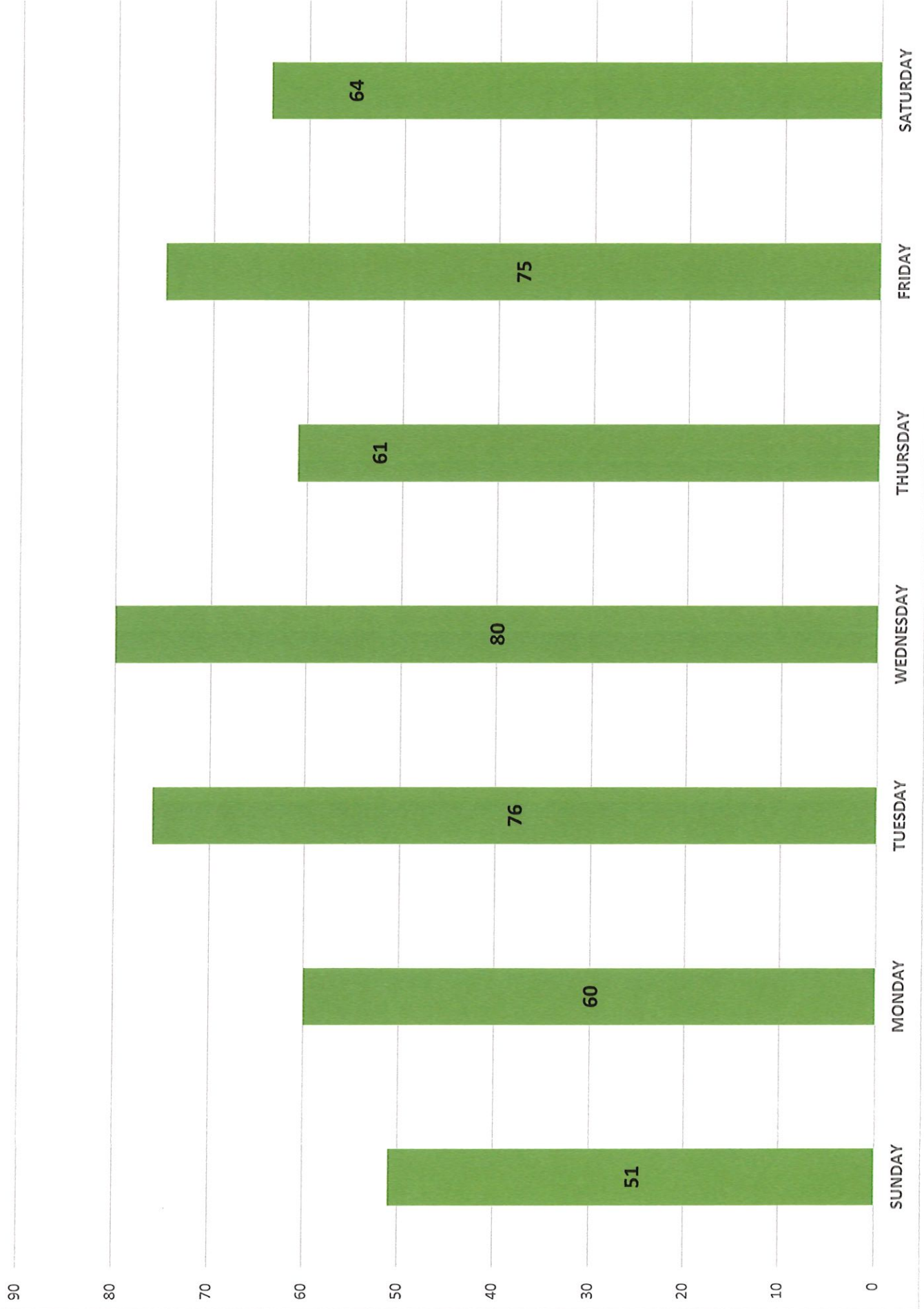
TYPE OF ALARM BY DISPATCH 2024



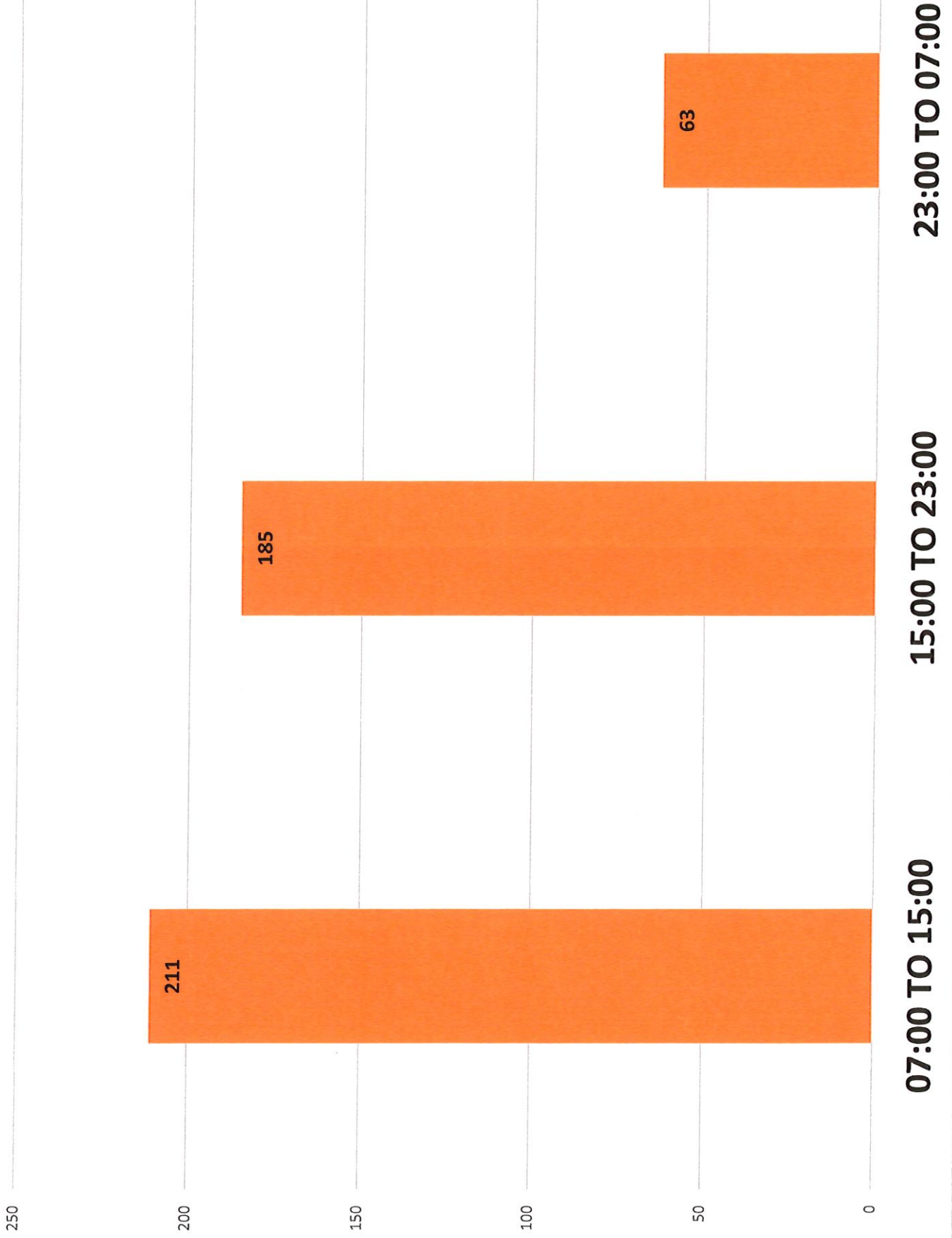
Specific Property Use 2024



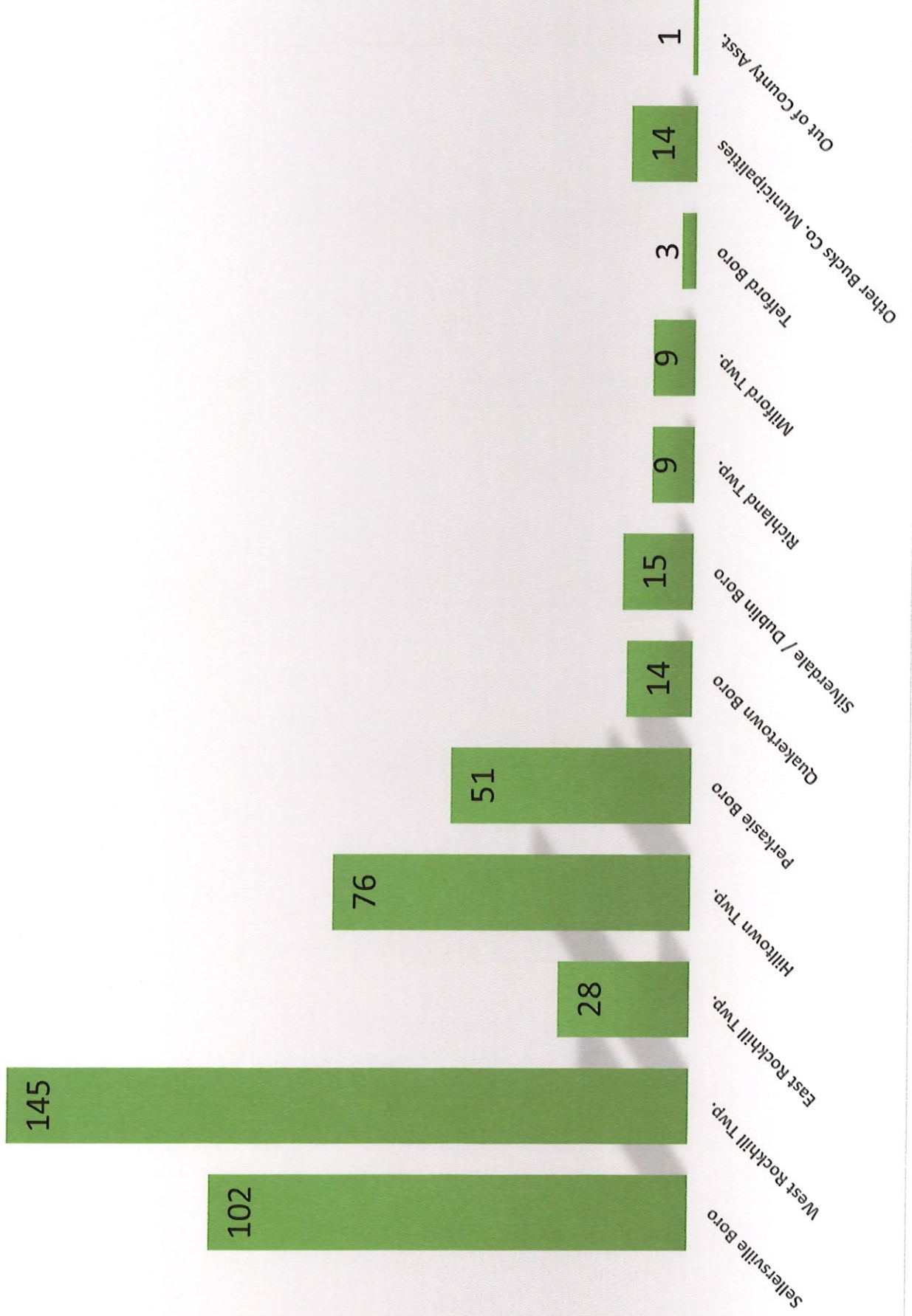
INCIDENTS BY DAY OF WEEK 2024




INCIDENTS BY SHIFT 2024



Responses By Municipality 2024



Responses By Districts 2024



Unit Responses Buy Units 2024

